

Selection guide

Power monitoring system AC DIRIS Digiware AC

Build your own AC system

System interface, displays and gateways
(24 VDC)

Bluetooth Bluetooth

or or +

DIRIS Digiware D display

DIRIS Digiware M gateway

DIRIS Digiware C RS485 interface

Voltage acquisition module

DIRIS Digiware U

Current acquisition module with integrated sensors

MID CERTIFIED

DIRIS Digiware S

DIRIS Digiware BCM 21 circuits

DIRIS Digiware BCM 18 circuits

Current acquisition modules

MID CERTIFIED MID CERTIFIED MID CERTIFIED

+ +

DIRIS Digiware I-3x 3 inputs

DIRIS Digiware I-4x 4 inputs

DIRIS Digiware I-6x 6 inputs

Current sensors

+ +

TE Solid

TR/iTR Split-core

TF Flexible

Digital and analogue input/output modules

+ +

DIRIS Digiware IO





Find the best DIRIS Digiware configuration!





The Socomec Meter Selector is your digital assistant, helping you find the best DIRIS Digiware configuration for your power monitoring projects, and all in just a few clicks!

- Fill in information regarding your project.
- Download the system diagram and bill of material.
- All your projects are archived in your personal account.

Control and power supply interface

Application	Centralisation and display of data				Data centralisation	Repeater
						
<i>DIRIS Digiware</i>	<i>D-50</i>	<i>D-70</i>	<i>M-50</i>	<i>M-70</i>	<i>C-31</i>	<i>C-32</i>
Function						
Centralising measurement points	•	•	•	•	•	
High-resolution LCD display (configuration, selection and visualisation display of circuits)	•	•				
Repeater						•
Power supply						
24 VDC	•	•	•	•	•	•
Communication						
RS485 Modbus	Input/Output	Input/Output	Input/Output	Input/Output	Output	
Digiware bus	•	•	•	•	•	•
Bluetooth	•	•	•	•		
Ethernet	Modbus TCP BACnet IP SNMP	Modbus TCP BACnet IP SNMP	Modbus TCP BACnet IP SNMP	Modbus TCP BACnet IP SNMP		
Embedded web server	WEB-CONFIG	WEBVIEW-M	WEB-CONFIG	WEBVIEW-M		

Voltage acquisition module












Application	Metering	Analysis
		
<i>DIRIS Digiware U</i>	<i>U-10</i>	<i>U-30</i>
Multi-measurement		
U12, U23, U31, V1, V2, V3, f	•	•
U system, V system		•
Ph/N unbalance		•
Ph/Ph unbalance		•
Quality analysis		
THDv1, THDv2, THDv3, THDu12, THDu23, THDu31		•
Crest factors V1, V2, V3, U12, U23, U31		•
Individual harmonics U & V (up to 63rd)		•
Voltage dips, interruptions and swells (EN50160)		•
Alarms		
On threshold		•
History		
Average values		•
Format		
Width/number of modules	18 mm / 1	18 mm / 1

Selection guide

Power monitoring system AC

DIRIS Digiware AC



Current acquisition modules

Application	Metering			Analysis		Monitoring	Analysis	Metering			
											
DIRIS Digiware Iac	I-30	I-30MID	I-31	I-35	I-35MID	I-43	I-45	I-60	I-60MID	I-61	I-61MID
Number of current inputs	3	3	3	3	3	4	4	6	6	6	6
Metering											
± kWh, ± kvarh, kVAh	•	•	•	•	•	•	•	•	•	•	•
Load curves			•	•	•		•			•	•
Multi-tariff			•	•	•		•			•	•
MID		•			•				•		•
Multi-measurement											
I1, I2, I3, In, ΣP, ΣQ, ΣS, ΣPF	•	•	•	•	•	•	•	•	•	•	•
P, Q, S, PF per phase			•	•	•	•	•			•	•
Predictive power				•	•		•				
Current unbalance (Inba, Idir, linv, Ihom, Inb)				•	•		•				
Phi, cos Phi, tan Phi				•	•		•				
Quality											
THDi1, THDi2, THDi3, THDin				•	•	•	•				
Individual harmonics I (up to 63rd)				•	•		•				
Overcurrents				•	•		•				
Alarms											
On threshold			○	•	•		•			○	○
Inputs/outputs						2/2	2/2				
History of average values											
45 days (max)				•	•		•				
Format											
Width/number of modules	18 mm / 1	18 mm / 1	18 mm / 1	18 mm / 1	18 mm / 1	27 mm / 1,5	27 mm / 1,5	36 mm / 2	36 mm / 2	36 mm / 2	36 mm / 2





○ : only for total power (P,Q,S).

To be compliant with the MID directive, the DIRIS Digiware system must be equipped with a D-50/D-70 display.

Input/output modules

Application	Metering / monitoring / control	
		
DIRIS Digiware IO	IO-10	IO-20
Number of digital inputs/outputs	4/2	
Number of analogue inputs	2	
Format		
Width/number of modules	18 mm / 1	

Current acquisition module with integrated sensors







Application	Metering		Analysis	
				
DIRIS Digiware S	S-130	S-130MID	S-135	S-135MID
Number of current inputs	3	3	3	3
Basic current I_b	10 A	10 A	10 A	10 A
Maximum current I_{max}	63 A	63 A	63 A	63 A
Load type accepted	1P + N 2P / 2P + N 3P / 3P + N	1P + N 2P / 2P + N 3P / 3P + N	1P + N 2P / 2P + N 3P / 3P + N	1P + N 2P / 2P + N 3P / 3P + N
Metering				
\pm kWh, \pm kvarh, kVAh	•	•	•	•
Multi-tariff (max 8)			•	•
Load curves			•	•
MID		•		•
Multimesure				
$I_1, I_2, I_3, I_n, \Sigma P, \Sigma Q, \Sigma S, \Sigma PF$	•	•	•	•
P, Q, S, PF per phase			•	•
Predictive power			•	•
Current unbalance ($I_{nba}, I_{nb}, I_{dir}, I_{linv}, I_{hom}$)			•	•
Phi, cos Phi, tan Phi			•	•
Quality				
THDi1, THDi2, THDi3, THDin			•	•
Individual harmonics I (up to 63rd)			•	•
Crest factors U, V, I			•	•
K factor			•	•
Overcurrents			•	•
Alarms				
Thresholds and combinations			•	•
Wiring errors			•	•
Protective device	•	•	•	•
Trends				
Average values			•	•
Format				
Width	54 mm	54 mm	54 mm	54 mm

To be compliant with the MID directive, the DIRIS Digiware system must be equipped with a D-50/D-70 display.

Selection guide

Power monitoring system AC
DIRIS Digiware AC

Multi-circuit current acquisition module with integrated sensors for power distribution units (PDU)

DIRIS Digiware BCM	BCM-1818	BCM-1818VM	BCM-2119	BCM-2119VM	BCM-2125	BCM-2125VM
						
Number of current inputs	18 + 3x RJ12	18 + 3x RJ12	21 + 3x RJ12	21 + 3x RJ12	21 + 3x RJ12	21 + 3x RJ12
Nominal current In / Maximum current Imax	32...63A/80A	32...63A/80A	32...63A/80A	32...63A/80A	40...100A/120A	40...100A/120A
Load type accepted	1P+N 2P 2P+N 3P 3P+N	1P+N 2P 2P+N 3P 3P+N	1P+N 2P 2P+N 3P 3P+N	1P+N 2P 2P+N 3P 3P+N	1P+N 2P 2P+N 3P 3P+N	1P+N 2P 2P+N 3P 3P+N
Metering						
± kWh, ± kvarh, kVAh	•	•	•	•	•	•
Multi-tariff (max 8)	•	•	•	•	•	•
Load curves / demand profiles	•	•	•	•	•	•
Multi-measurement						
I1, I2, I3, In, ΣP, ΣQ, ΣS, ΣPF	•	•	•	•	•	•
P, Q, S, PF per phase	•	•	•	•	•	•
Predictive power	•	•	•	•	•	•
Current unbalance (Inba, Idir, linv, Ihom, Inb)	•	•	•	•	•	•
Phi, cos Phi, tan Phi	•	•	•	•	•	•
Power Quality						
THDi1, THDi2, THDi3, THDin, THD Isys	•	•	•	•	•	•
Individual harmonics I (up to rank 63)	•	•	•	•	•	•
Crest Factor I1, I2, I3	•	•	•	•	•	•
Overcurrent	•	•	•	•	•	•
Alarms						
Thresholds	•	•	•	•	•	•
Load levels	•	•	•	•	•	•
System alarms	•	•	•	•	•	•
Protection alarms	•	•	•	•	•	•
Protection counters	•	•	•	•	•	•
Boolean combination of alarms	•	•	•	•	•	•
Trends						
Average values	•	•	•	•	•	•
Advanced features						
VirtualMonitor technology		•		•		•
AutoCorrect technology	•	•	•	•	•	•
Earth leakage monitoring	•	•	•	•	•	•
Format						
Pitch	18 mm	18 mm	19 mm / 3/4in	19 mm / 3/4in	25 mm / 1in	25 mm / 1in
Width	324 mm	324 mm	400 mm	400 mm	533.5 mm	533.5 mm

