

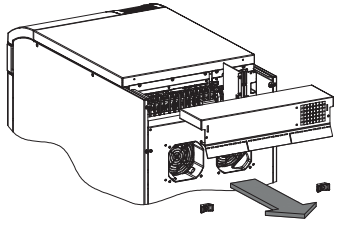


552103A

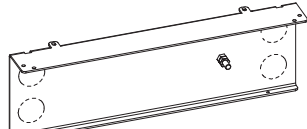
MASTERYS BC+ & GP4 REAR COVER KITS

⚠ This kit for flexible cabling ONLY.
No rigid or armoured/SWA type cables to be used.

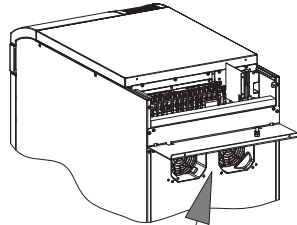
U4-OP-RC10-40 KIT REAR COVER GP/BC 10/40KVA
U4-OP-RC-F KIT REAR COVER FLEX 10/40KVA



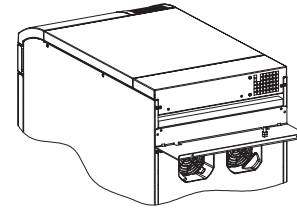
1. Remove the upper plate and discard original cover.



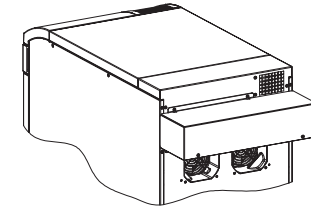
2. Drill/punch holes for power cables/conduits in the aluminium gland plate.



3. Assembly the aluminium gland plate Install conduits (not provided), if applicable.

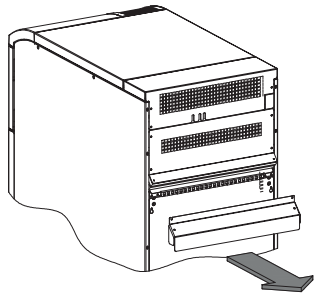


5. Close the UPS with the new upper plate.

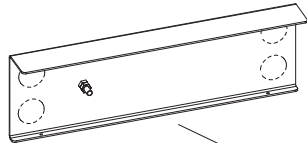


6. Close the cable box with the cover.

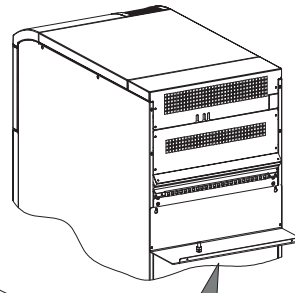
U4-OP-RC60-80 KIT REAR COVER BC+ 60/80KVA



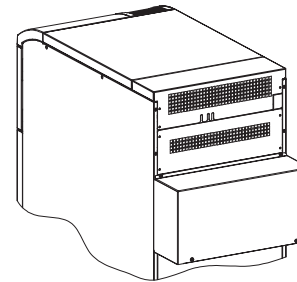
1. Remove the rear cover plate and discard original cover.



2. Drill/punch holes for power cables/conduits in the aluminium gland plate.



3. Assembly the aluminium gland plate Install conduits (not provided), if applicable.



5. Close the cable box with the cover.



Torx size T20