
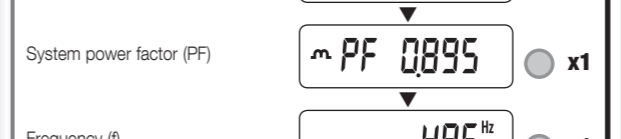

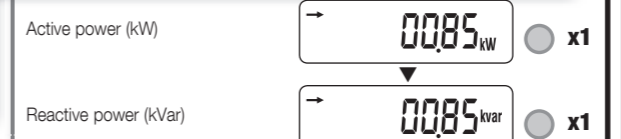
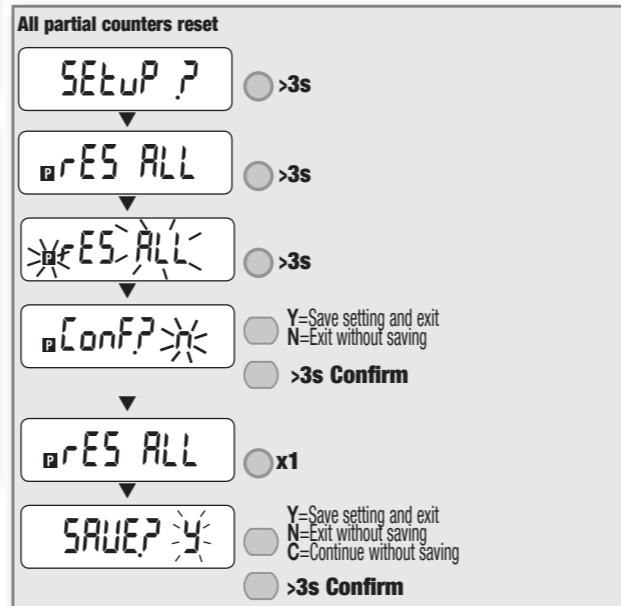
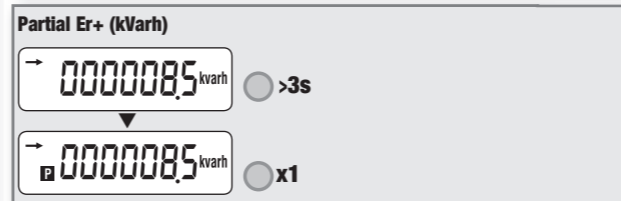

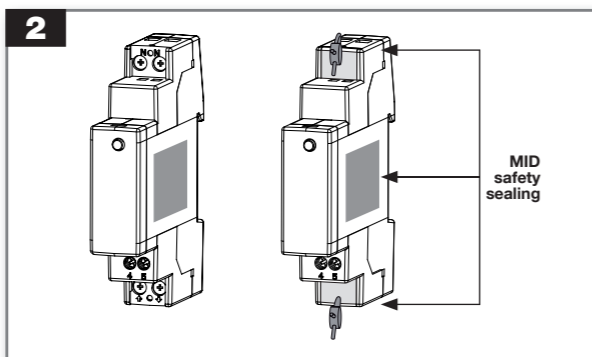
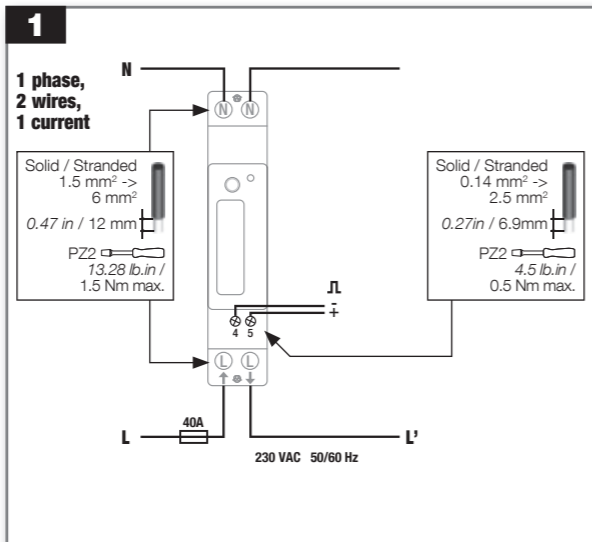




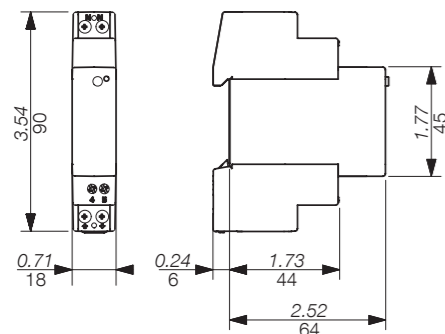
## Measurements

The parameters are available according to the device model.

Instantaneous values	Symbol	Measure unit	Display
Phase to Neutral voltages	V	V	●
Current	I	A	●
Power factor	PF		●
Active power	P	kW	●
Reactive power	Q	kvar	●
Frequency	f	Hz	●
Power direction	↔		●
Recorded data			
Total energy counters	Ea, Er	kWh, kvarh	●
Resettable partial energy counters	Ea+, Er+	kWh, kvarh	●
Other information	Symbol	Value/status	Display
Partial counters	P	START/STOP	●
S0 output status	●	Active/Not active	●



Dual dimensions : in/mm



## Technical characteristics

Data in compliance with EN 50470-1, EN 50470-3

General	
Housing	1 module DIN 43880
Mounting	DIN rail EN 60715
Operating features	
Connectivity	2 wires 230V
Storage of energy values and configuration	yes EEPROM
Supply	
Autosupplied	
Operating voltage range	184 ... 276 VAC
Operating frequency range	45 ... 65 Hz
Rated power dissipation (max.) P <sub>v</sub>	1.5VA - 1W
Overload capability	
Voltage U <sub>n</sub> continuous	276 VAC
Voltage U <sub>n</sub> momentary (1 s)	300 VAC
Current I <sub>max</sub> continuous	40 A
Current I <sub>max</sub> momentary	30 I <sub>max</sub> for 1/2c
Display	
Display type	LCD 7 digits with backlight
Active energy: 1 display, 7-digit	000000.0 ... 999999.9 kWh
Reactive energy: 1 display, 7-digit	000000.0 ... 999999.9 kvarh
Instantaneous active power: 1 display, 4-digit	00.00 ... 99.99 kW
Instantaneous reactive power: 1 display, 4-digit	00.00 ... 99.99 kvar
Instantaneous voltage: 1 display, 4-digit	000.0 ... 999.9 V
Instantaneous current: 1 display, 4-digit	00.00 ... 99.99 A
Power Factor: 1 display, 4-digit	0.001 ... 1.000
Frequency: 1 display, 3-digit	45.0 ... 65.0 Hz
Display period refresh	1 s
Measuring accuracy	
Active energy	class B acc. to EN 50470-3
Active energy	class 1 acc. to EN 62053-21
Reactive energy	class 2 acc. to EN 62053-23
Measuring input	
Type of connection	direct phase/N
Certified voltage U <sub>n</sub>	230 VAC
Current I <sub>ref</sub>	5 A
Current I <sub>min</sub>	0.25 A
Operating range current (I <sub>st</sub> ... I <sub>max</sub> )	0.020 ... 40 A
Certified frequency f <sub>n</sub>	50/60 Hz ± 1 Hz
Starting current for energy measurement (I <sub>st</sub> )	20 mA
Optical interfaces (LED)	
Meter constant	0.2 Wh/imp
S0 Output	
Type	Optoisolated - 27VDC 27mA acc. to EN 62053-31
Pulse weight	100Wh
Safety	
Indoor meter	yes
Degree of pollution	2
Operational voltage	300 VAC
AC voltage test (EN 50470-3, 7.2)	4 kV
Impulse voltage test	6 kV 1.2/50µs
Protection class (EN 50470)	class II
Housing material flame resistance	UL 94 class V0
Environmental conditions	
Mechanical environment	M1
Electromagnetic environment	E2
Operating temperature	-25 ... +55 °C
Limit temperature of transportation and storage	-40 ... +75 °C
Relative humidity (not condensation)	≤80 %
Vibrations	±0.075 mm
Degree protection	IP51(*)/IP20

(\*) For the installation in a cabinet at least with IP51 protection.